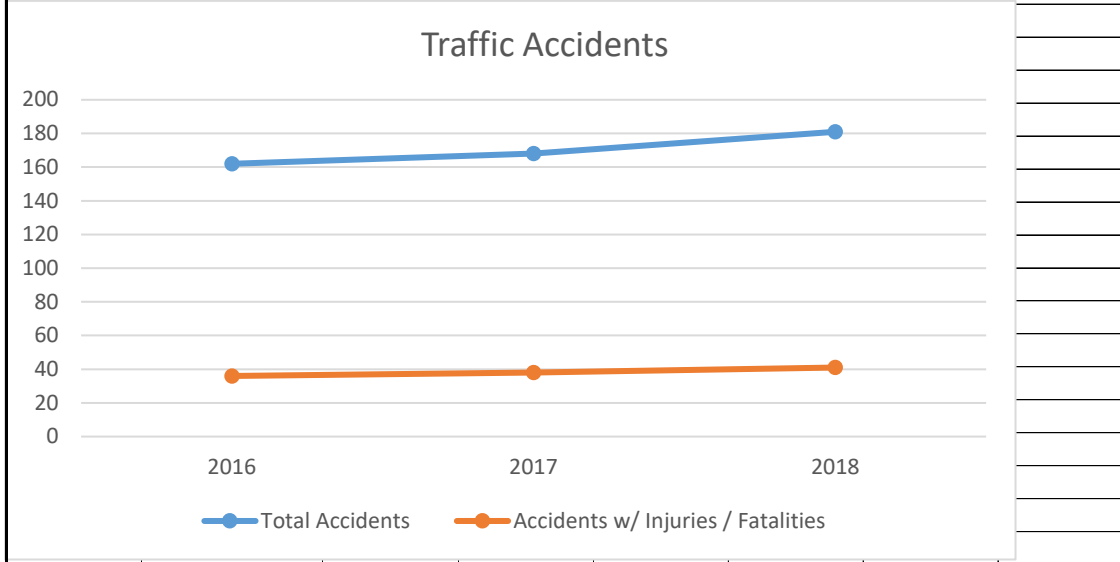


**Yearly Report - Activity
2018**

2018	JAN	FEB	MAR	APR	MAY	JUN	JUL	AUG	SEP	OCT	NOV	DEC	TOTAL
Criminal Reports	55	49	50	47	40	42	57	65	53	59	47	69	633
Reports Cleared	40	35	42	33	29	31	39	41	39	36	28	40	433
Clearance Rate	72%	71%	84%	70%	72%	73%	68%	63%	73%	61%	59%	57%	68%
2017	JAN	FEB	MAR	APR	MAY	JUN	JUL	AUG	SEP	OCT	NOV	DEC	TOTAL
Criminal Reports	57	48	51	69	63	63	48	75	50	48	45	50	667
Reports Cleared	41	31	40	38	43	44	33	53	32	29	29	28	441
Clearance Rate	72%	65%	78%	55%	68%	70%	69%	71%	64%	60%	64%	56%	66%
2016	JAN	FEB	MAR	APR	MAY	JUN	JUL	AUG	SEP	OCT	NOV	DEC	TOTAL
Criminal Reports	65	73	53	61	59	54	30	67	67	96	54	53	732
Reports Cleared	54	39	24	39	42	38	40	41	42	59	37	17	472
Clearance Rate	83%	53%	45%	64%	71%	70%	75%	61%	63%	61%	69%	31%	64%

Accidents 2018

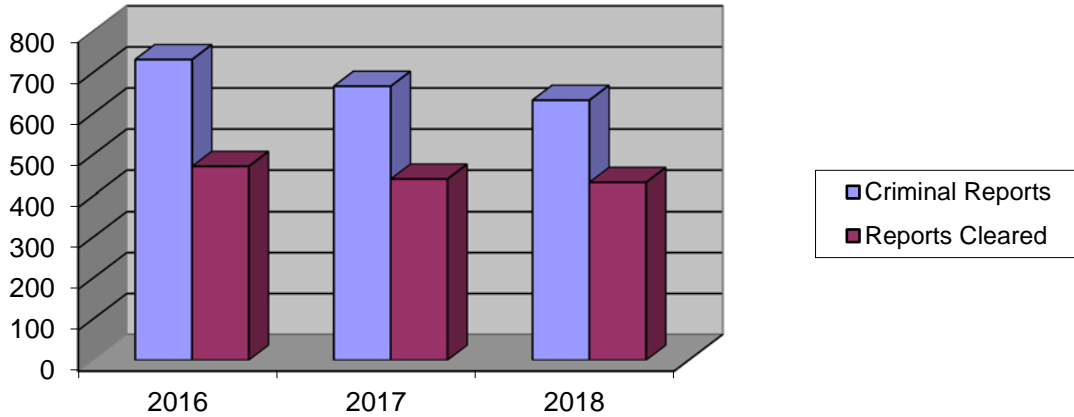
Year	# of Accident Reports	# of Injuries / Fatalities	%
2016	162	36	22%
2017	168	38	23%
2018	181	41	23%



Criminal Reports 2018

	Criminal Reports	Reports Cleared	%			# of Occurrences		
2016	732	472	64%		2016	970		
2017	667	441	66%		2017	908		
2018	633	433	68%		2018	846		

3 yr. Criminal Reports & Cleared Reports



2018 - Top 5 Crimes

1. Shoplifting - **138 (14 Felonies)**
2. Larceny - **99 (9 Felonies)**
3. Drug Offenses - **85 (14 Felonies)**
4. Hit and Run - **44**
5. Destruction of Property - **42**

MISDEMEANOR ARRESTS

	JAN	FEB	MAR	APR	MAY	JUN	JUL	AUG	SEPT	OCT	NOV	DEC	TOTAL
ANIMAL CARE ORDINANCE	1	1		1						2			5
ASSAULT ON POLICE OFFICER	1												1
BARBER / COSMETIC VIOLATION											1		1
BATTERY	1	2				5	1						9
BATTERY ON EMS PERSONNEL			3				1						4
BATTERY ON POLICE OFFICER		1	2			1							4
B&E of AUTO			1									2	3
BRANDISHING												1	1
CAPIAS ARREST	1	1	1				2	1		1			7
CONSPIRACY	3												3
CONTRIBUTING TO MINOR	2					1							3
CRUELTY TO ANIMALS									1		2		3
DESTRUCTION OF PROPERTY		1	1			2	1		1	3	2	2	13
DISCHARGE FIREARM IN CITY								1					1
DISORDERLY CONDUCT	2												2
DNR UNCASSED WEAPON											1		1
DOMESTIC ASSAULT	3					1		1					5
DOMESTIC BATTERY	3	1					3	1	1		2		11
DRIVING REVOKED DUI						2		2			1		5
DRIVING REVOKED 3RD OFFENSE							1						1
DUI	3	1	6	4	2	2	3	5	2		2	1	31
FELON POSS. OF FIREARM												1	1
FLEEING			1					1	1				3
FURNISHING ALCOHOL TO MINOR	1							1					2

	JAN	FEB	MAR	APR	MAY	JUN	JUL	AUG	SEPT	OCT	NOV	DEC	TOTAL
HARASSING PHONE CALLS									1				1
HARASSMENT								1	1	2	1		5
ILLEGAL BURNING						1							1
INDECENT EXPOSURE							1						1
INHALING INTOXICATING COMPOUND						1	1						2
INTERFERENCE W/ EMERGENCY COMM.								1					1
JOYRIDING	2												2
LEAVING THE SCENE OF AN ACCIDENT	1		1					1		1		1	5
LIGHTED MATERIAL ON PUBLIC ROADWAY		1		2	1								4
LITTERING				1			1	1					3
NOISE ORDINANCE			1										1
OBSTRUCTING POLICE OFFICER	3	1		2	1		1	1	1		1		11
OBTAINING FALSE PRETENSE	6											1	7
OPEN DUMP										1			1
PERMITTING DUI								1					1
PETIT LARCENY	1		1				1	1	2	1	1	6	14
POSS. OF ADULTERANTS TO DEFEAT DRUG SC.								1					1
POSSESSION OF ALCOHOL - MINOR	5		4					1	1				11
POSSESSION OF CONTROLL, SUB.	4	3	2	1	4	1	3	1	4	3		2	28
POSSESSION OF MARIJUANA	2	2	1	2	2	2	1	3	4	6	1	5	31
PUBLIC INTOXICATION	3					2	1	2		1			9
RESISTING ARREST			1				1				1		3
SEXUAL ABUSE - THIRD DEGREE			1										1
SHOPLIFTING	13	7	9	7	2	4	3	4	11	6	9	22	97
STALKING									1				1

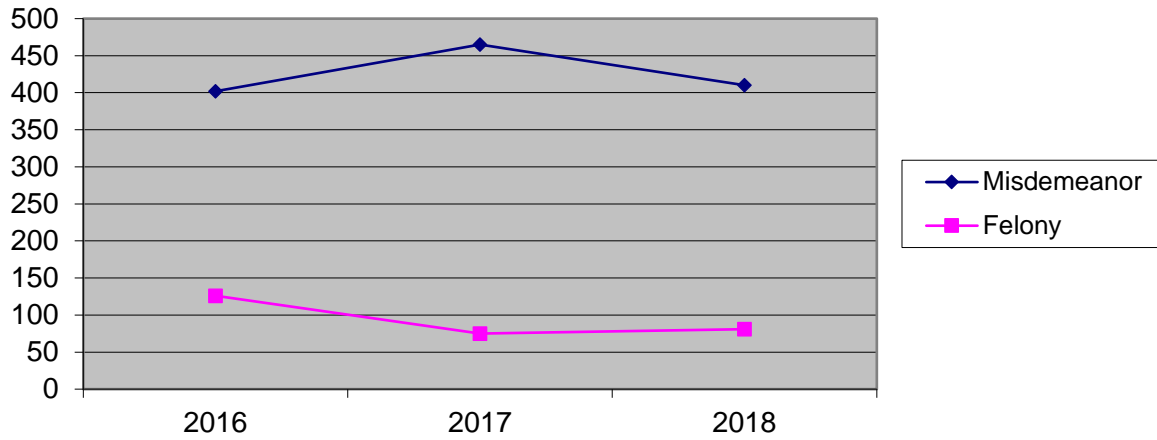
FELONY ARRESTS

	JAN	FEB	MAR	APR	MAY	JUN	JUL	AUG	SEPT	OCT	NOV	DEC	TOTAL
BURGLARY	1	1	1			1	1						5
CAPIAS ARREST							1						1
CHILD NEGLECT					2							1	3
CONSPIRACY		2		5		1			1				9
DELIVERY OF CONTR. SUBSTANCE		1		2	1								4
DELIVERY OF CONTR. SUBSTANCE W/IN 1000 FT. OF SCHOOL				4									4
DRIVING REVOKED DUI 3RD							2						2
DOMESTIC 3RD OFFENSE	2											1	3
DUI W/ FLEEING							2						2
DUI 3RD OFFENSE				1									1
ESCAPE									1				1
FLEEING - RECKLESS INDIFFERENCE			1				1						2
FRAUDULENT USE OF ACCESS DEVICE				8									8
FUGITIVE FROM JUSTICE	1								1			1	3
GRAND LARCENY				1			1		1			1	4
KIDNAPPING		1				1							2
MALICIOUS WOUNDING				1									1
POSSESSION INTENT DELIVER				1			1		1	3			6
RECEIVING/TRANSFERRING STOLEN VEHICLE							1	1					2
ROBBERY		1				1							2
SHOPLIFTING 3RD	1	2		1		2		1	3		1	2	13
STRANGULATION	1											1	2
USE OF OBSCENE MATTER TO SEDUCE MINOR									1				1
TOTAL FELONIES	6	8	2	24	3	6	10	2	9	3	1	7	81

Misdemeanor / Felony Arrests 2018

	2016	2017	2018					
Misdemeanor	402	465	410					
Felony	126	75	81					

BPD Arrests

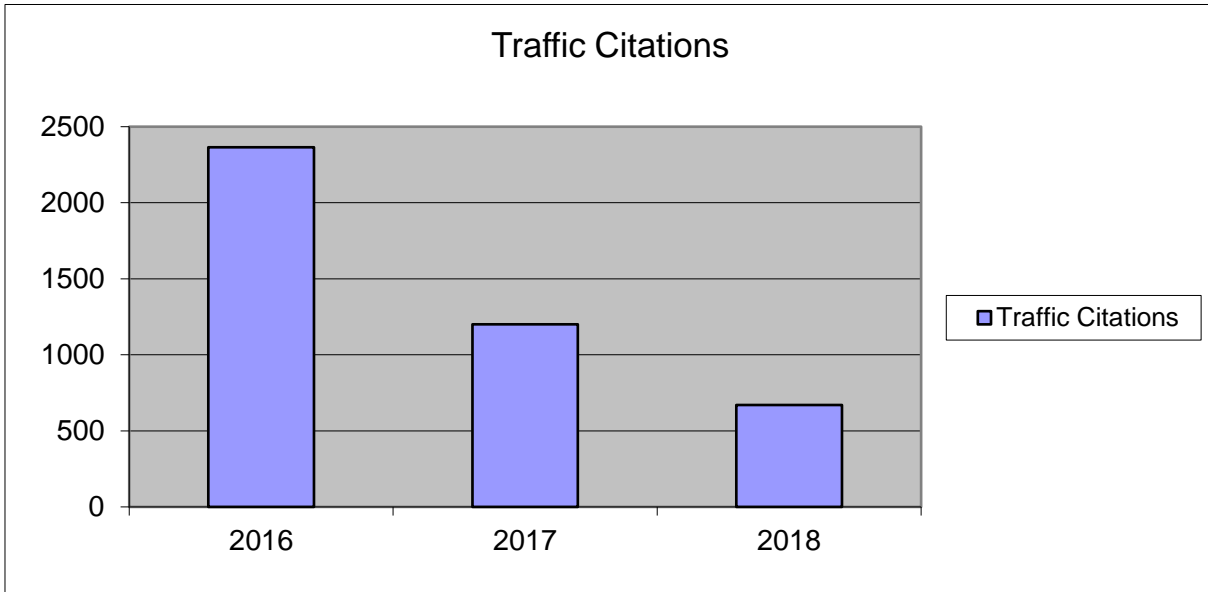


TRAFFIC CITATIONS

	JAN	FEB	MAR	APR	MAY	JUN	JUL	AUG	SEPT	OCT	NOV	DEC	TOTAL
CELL PHONE	7	8	5	5	6	4	10	5	3	5		1	59
DRIVING REVOKED/SUSP	6	5	6	6	11	4	8	4	3	6	1	2	62
DRIVING REVOKED/SUSP DUI			1						1				2
EXPIRED DRIVERS LICENSE	1	1						1					3
EXPIRED MVI STICKER	7	4	1	4		2	2	5	3	1		4	33
EXPIRED REGISTRATION		2	2					3					7
FAILURE TO MAINTAIN CONTROL		1					1						2
FAILURE TO OBEY TRAFFIC CONTROL								1					1
FAILURE TO WEAR HELMET								1					1
IMPROPER PASSING	1											1	2
IMPROPER REGISTRATION								1		1			2
IMPROPER USE OF TRAFFIC LANE			1										1
JUNIOR OPERATORS VIOLATION												1	1
NO CHILD RESTRAINT				1									1
NO INSURANCE	1			1		1	1						4
NO INSURANCE CARRIED	10	10	17	9	16	9	8	15	12	11	8	12	137
NO MVI STICKER						1							1
NO OPERATORS	1		1		1	1	1	1		1	1	2	10
NO OPERATORS CARRIED		2				1							3
NO REGISTRATION											1		1
NO SEATBELT	6	11	53	10	55	9	7	58	3	6	2	3	223
RECKLESS DRIVING								1					1
RUNNING RED LIGHT	1									1			2
RUNNING STOP SIGN		1	3	1	1	1	1	2	2		2	1	15
SPEEDING	2	8	10	11	16	6	8	10	10	4	10		95
TOTAL TRAFFIC CITATIONS	43	53	100	48	106	39	47	108	37	36	25	27	669

Traffic Citations 2018

	2016	2017	2018
Traffic Citations	2364	1201	669



**Traffic Citations
2018**

|

Top 5 Comparisons

2016 Reports		2017 Reports		2018 Reports	
Shoplifting	99	Larceny	113	Shoplifting	138
Larceny	92	Shoplifting	109	Larceny	99
Destruction of Property	72	Drug Offenses	105	Drug Offenses	85
Drug Offenses	61	Destruction of Property	55	Hit and Run	44
Hit and Run	48	Hit and Run	49	Destruction of Property	42
Traffic		Traffic		Traffic	
No Seatbelt	999	No Seatbelt	462	No Seatbelt	223
No Insurance Carried	378	No Insurance Carried	220	No Insurance Carried	137
Cell Phone	327	Cell Phone	167	Speeding	95
Speeding	250	Speeding	87	Driving Suspended	62
Driving Suspended	125	Driving Suspended	87	Cell Phone	59
Misdemeanor Arrests		Misdemeanor Arrests		Misdemeanor Arrests	
Shoplifting	77	Shoplifting	91	Shoplifting	97
DUI	38	Poss. Of Controlled Substance	42	Drug Offenses	42
Domestic Battery	21	Poss. Of Marijuana	34	DUI	31
Public Intoxication	18	DUI	29	Warrant from Other Jurisdiction	24
Driving Revoked DUI	18	Trespassing	24	Petit Larceny	14
Felony Arrests		Felony Arrests		Felony Arrests	
Forgery	16	Del. Of Cont. Substance	9	Shoplifting 3rd	13
Uttering	15	Shoplifting 3rd	8	Conspiracy	9
Del of Cont Sub 1000 ft of schoo	12	Burglary	6	Fraudulent Use of Access Dev.	8
Del. Of Cont. Substance	9	Del of Cont Sub 1000 ft of school	5	Poss. Intent to Deliver	6
Driving Revoked DUI 3rd	9	Driving Revoked DUI 3rd	5	Burglary	5
Shoplifting 3rd offense	9	Fraudulent Use of Access Dev.	5		
		Poss. Intent to Deliver	5		
911 Calls		911 Calls		911 Calls	
MVA- No Injuries	198	MVA	207	MVA	261
Alarm	141	Alarm	147	Welfare Concern	211
Domestic / Active	103	Welfare Concern	104	Alarm	203
Welfare Concerns	91	Shoplifting	78	Reckless Driving	135
Shoplifting	72	Call for Officer	67	Stolen Property	130
Total Calls	1,858	Total Calls	1,774	Total Calls	3,851