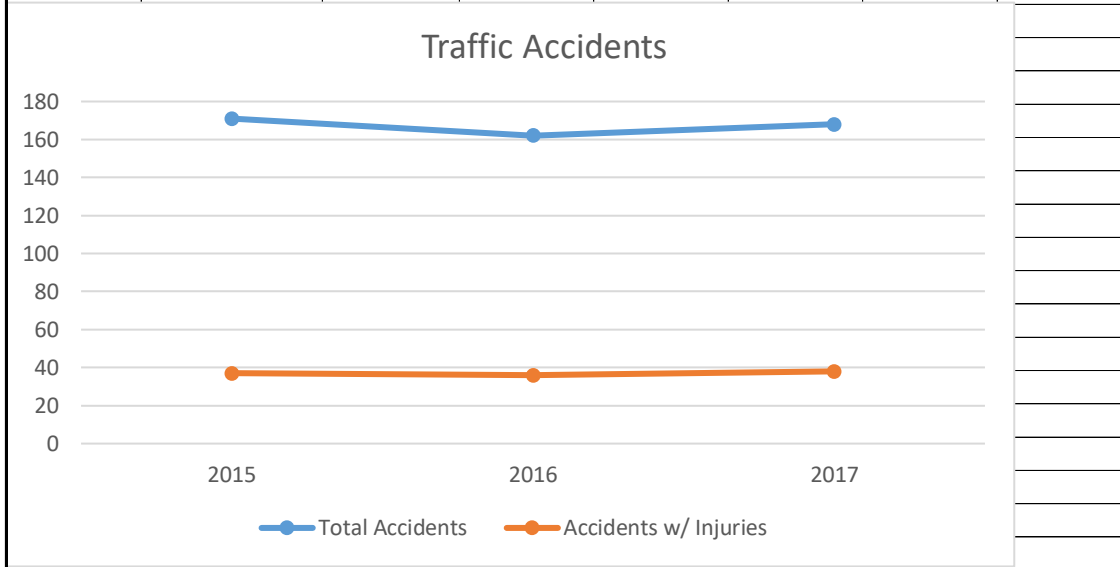


**Yearly Report - Activity
2017**

2017	JAN	FEB	MAR	APR	MAY	JUN	JUL	AUG	SEP	OCT	NOV	DEC	TOTAL
Criminal Reports	57	48	51	69	63	63	48	75	50	48	45	50	667
Reports Cleared	41	31	40	38	43	44	33	53	32	29	29	28	441
Clearance Rate	72%	65%	78%	55%	68%	70%	69%	71%	64%	60%	64%	56%	66%
2016													
2016	JAN	FEB	MAR	APR	MAY	JUN	JUL	AUG	SEP	OCT	NOV	DEC	TOTAL
Criminal Reports	65	73	53	61	59	54	30	67	67	96	54	53	732
Reports Cleared	54	39	24	39	42	38	40	41	42	59	37	17	472
Clearance Rate	83%	53%	45%	64%	71%	70%	75%	61%	63%	61%	69%	31%	64%
2015													
2015	JAN	FEB	MAR	APR	MAY	JUN	JUL	AUG	SEP	OCT	NOV	DEC	TOTAL
Criminal Reports	56	26	45	58	81	58	53	57	58	71	44	52	659
Reports Cleared	44	19	33	46	67	47	33	40	41	58	21	31	480
Clearance Rate	78%	73%	73%	79%	82%	81%	62%	70%	70%	81%	47%	59%	72%

Accidents 2017

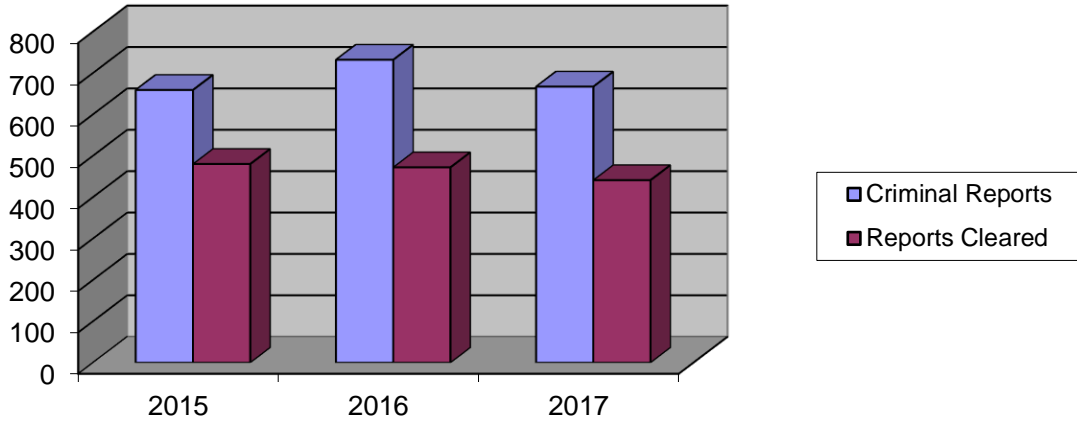
Year	# of Accident Reports	# of Injuries	%
2015	171	37	22%
2016	162	36	22%
2017	168	38	23%



Criminal Reports 2017

	Criminal Reports	Reports Cleared	%			# of Occurrences		
2015	659	480	72%		2015	822		
2016	732	472	64%		2016	970		
2017	667	441	66%		2017	908		

3 yr. Criminal Reports & Cleared Reports



2017 - Top 5 Crimes

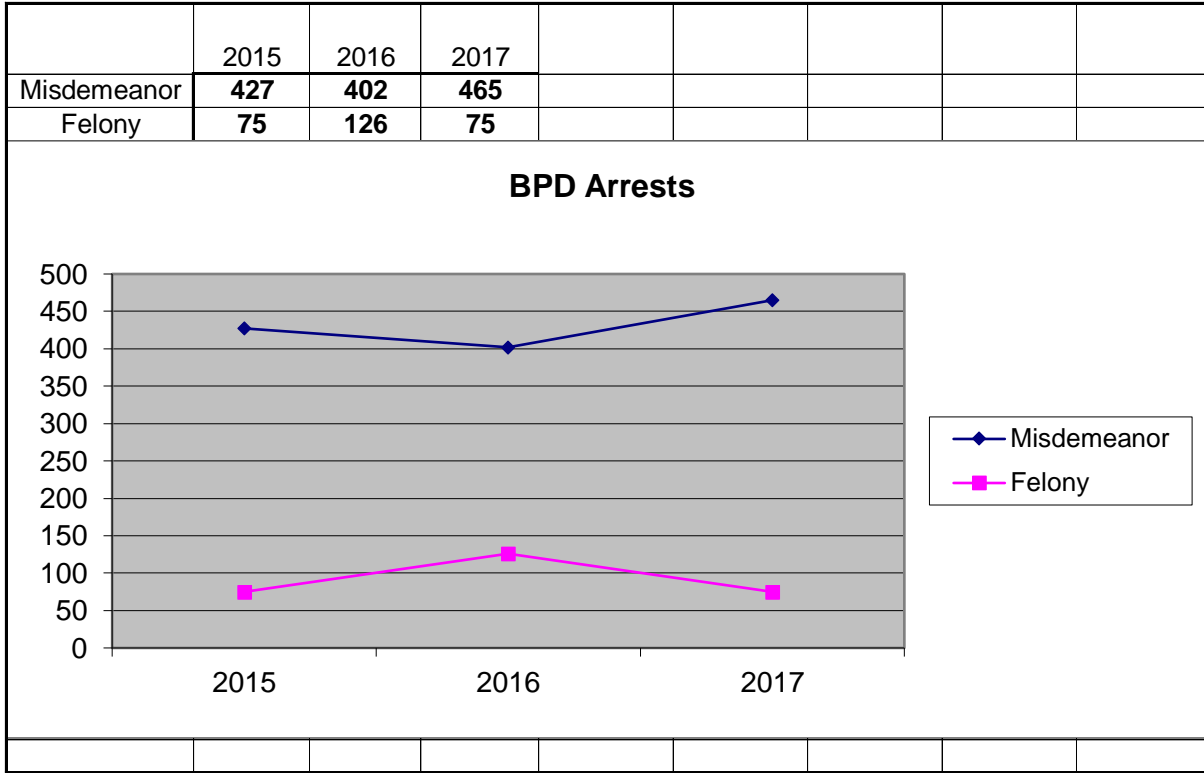
1. Larceny - 113 (18 Felonies)
2. Shoplifting - 109 (8 Felonies)
3. Drug Offenses - 105 (23 Felonies)
4. Destruction of Property - 55 (2 Felonies)
5. Hit and Run - 49

	JAN	FEB	MAR	APR	MAY	JUN	JUL	AUG	SEPT	OCT	NOV	DEC	TOTAL
OBSTRUCTING POLICE OFFICER	1	1	2		2			2	3	6		1	18
OBTAINING FALSE PRETENSE	2			4	1	1	3	1	1	1		2	16
OPEN CONTAINER									1				1
OPEN DUMP					2				1				3
PETIT LARCENY			6	2	8			2	1		3	1	23
POSSESSION OF ALCOHOL - MINOR	2	1	2	1	1		1	1					9
POSSESSION OF CONTROLL, SUB.	1	1	2		8	5	2	10	1	5		7	42
POSSESSION OF MARIJUANA	3		2	2	5	2	1	7	2	4	3	3	34
POSSESSION OF STOLEN PROPERTY									1				1
POSSESSION TOBACCO - MINOR	1		2	1									4
PUBLIC INTOXICATION	1		4		1			3	7	2	1	2	21
RECEIVING/TRANSFERRING STOLEN PROP.					1								1
RESISTING ARREST					1					1			2
SELL ALCOHOL TO UNDERAGE		3											3
SHOPLIFTING	11	4	4	13	3	8	5	6	6	12	8	11	91
TAMPERING WITH MOTOR VEHICLE						1	1						2
TRESPASSING	1	2		1	2		3	7	4	2		2	24
UNAUTHORIZED PERSON IN POSS. OF FIREARM					2								2
UNAUTHORIZED USE OF DUMPSTER		1											1
UNLAWFUL CONSUMPTION						1	1	3					5
UNLAWFUL USE OF OPERATORS								1					1
VIOLATION OF PROT. ORDER		1	1										2
WARRANT FROM OTHER JURISDICTION		2	1		1			2	1		1	1	9
ZONING VIOLATION						2							2
TOTAL MISDEMEANORS	42	30	47	30	52	44	27	57	32	45	24	35	465

FELONY ARRESTS

	JAN	FEB	MAR	APR	MAY	JUN	JUL	AUG	SEPT	OCT	NOV	DEC	TOTAL
ACCESORY BEFORE THE FACT					1								1
BURGLARY		1	2	1				1				1	6
CONSPIRACY					1	1						2	4
DELIVERY OF CONTR. SUBSTANCE		1						2		2	1	3	9
DELIVERY OF CONTR. SUBSTANCE W/IN 1000 FT. OF SCHOOL	3	1					1						5
DESTRUCTION OF PROPERTY (FELONY)					1				1				2
DISARMING/ATTEMPT DISARM POLICE OFF.										1			1
DRIVING REVOKED DUI 3RD	1							1	2			1	5
DOMESTIC 3RD OFFENSE		1											1
DUI W/ FLEEING												1	1
ESCAPE		1											1
FLEEING - RECKLESS INDIFFERENCE							1						1
FORGERY		2						1	1				4
FRAUDULENT USE OF ACCESS DEVICE				3	2								5
FUGITIVE FROM JUSTICE								1			1	1	3
GRAND LARCENY						2		2					4
PAROLE VIOLATION											1		1
POSSESSION INTENT DELIVER			1					2	2				5
SHOPLIFTING 3RD	1	2	1		1	2						1	8
STRANGULATION					1	1		1					3
UTTERING		2		1				1					4
WANTON ENDANGERMENT	1												1
TOTAL FELONIES	6	11	4	5	7	6	2	12	6	3	3	10	75

Misdemeanor / Felony Arrests 2017



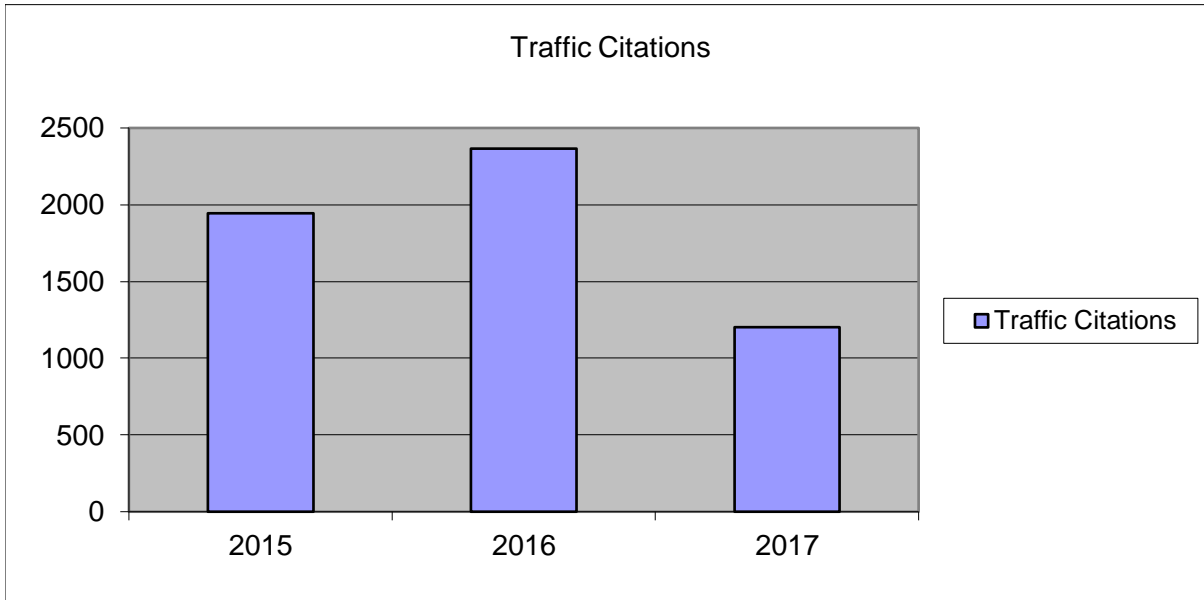
TRAFFIC CITATIONS

	JAN	FEB	MAR	APR	MAY	JUN	JUL	AUG	SEPT	OCT	NOV	DEC	TOTAL
APPROACHING EMERGENCY VEHICLE					1								1
CELL PHONE	30	20	16	21	19	8	11	9	5	8	11	9	167
DEFECTIVE EQUIPMENT											1		1
DRAG RACING				2									2
DRIVING REVOK/SUSP	11	3	8	3	16	4	7	6	7	4	11	7	87
DRIVING REVOK/SUSP DUI	1	1		1			1						4
EXPIRED DRIVERS LICENSE	2		1					1					4
EXPIRED MVI STICKER	12	6	4	5	6		4	6	1	1	1	1	47
EXPIRED REGISTRATION	3	1	1		3		1			1	2		12
FAILURE TO MAINTAIN CONTROL								1					1
FAILURE TO OBEY TRAFFIC CONTROL											2		2
FAILURE TO STOP/ENTERING RD								1					1
FAILURE YIELD RIGHT OF WAY								1					1
IMPROPER PASSING	1												1
IMPROPER REGISTRATION	2		2	2	2			1		1			10
IMPROPER USE OF TRAFFIC LANE								1					1
LEAVING THE SCENE	1												1
NO CHILD RESTRAINT		1	1	1	2	2		3					10
NO INSURANCE	2	1			2	2	1	3		3	3		17
NO INSURANCE CARRIED	52	22	19	30	24	1	11	16	13	13	9	10	220
NO MOTORCYCLE OPERATORS								1					1
NO MVI STICKER										1			1
NO OPERATORS	2				1	1		1	2	4	2		13
NO OPERATORS CARRIED	1	1	1	1	1			1					6
NO REGISTRATION								2		2			4

	JAN	FEB	MAR	APR	MAY	JUN	JUL	AUG	SEPT	OCT	NOV	DEC	TOTAL
NO SEATBELT	71	36	65	10	140	1	11	69	5	5	44	5	462
PASSING SCHOOL BUS	1												1
PERMITTING NO OPERATORS	1				1								2
RECKLESS DRIVING	1					1							2
RUNNING RED LIGHT	1	1	1							1	1		5
RUNNING STOP SIGN	3	1		1	1	1		16				2	25
SPEEDING	27	10	4	10	6		2	3	10	8	7		87
WRONG WAY ON ONE WAY STREET	1				1								2
TOTAL TRAFFIC CITATIONS	226	104	123	87	226	21	49	142	43	52	94	34	1201

Traffic Citations 2017

	2015	2016	2017
Traffic Citations	1946	2364	1201



**Traffic Citations
2017**

|

Top 5 Comparisons

2015		2016		2017	
Reports		Reports		Reports	
Shoplifting	111	Shoplifting	99	Larceny	113
Larceny	98	Larceny	92	Shoplifting	109
Destruction of Property	69	Destruction of Property	72	Drug Offenses	105
DUI	66	Drug Offenses	61	Destruction of Property	55
Hit and Run	47	Hit and Run	48	Hit and Run	49
Traffic		Traffic		Traffic	
No Seatbelt	541	No Seatbelt	999	No Seatbelt	462
No Insurance Carried	408	No Insurance Carried	378	No Insurance Carried	220
Speeding	241	Cell Phone	327	Cell Phone	167
Cell Phone	222	Speeding	250	Speeding	87
Expired MVI Sticker	154	Driving Suspended	125	Driving Suspended	87
Misdemeanor Arrests		Misdemeanor Arrests		Misdemeanor Arrests	
Shoplifting	100	Shoplifting	77	Shoplifting	91
DUI	64	DUI	38	Poss. Of Controlled Substance	42
Destruction of Property	34	Domestic Battery	21	Poss. Of Marijuana	34
Petit Larceny	27	Public Intoxication	18	DUI	29
Battery / Poss. Of Marijuana	17	Driving Revoked DUI	18	Trespassing	24
Felony Arrests		Felony Arrests		Felony Arrests	
Shoplifting 3rd	12	Forgery	16	Del. Of Cont. Substance	9
Burglary	7	Uttering	15	Shoplifting 3rd	8
Delivery of Controlled Sub	7	Del of Cont Sub 1000 ft of school	12	Burglary	6
Fraudulent Use of Credit Card	7	Del. Of Cont. Substance	9	Del of Cont Sub 1000 ft of school	5
Forgery	6	Driving Revoked DUI 3rd	9	Driving Revoked DUI 3rd	5
Fraudulent Use of Access Dev.	6	Shoplifting 3rd offense	9	Fraudulent Use of Access Dev.	5
911 Calls		911 Calls		911 Calls	
MVA- No Injuries	171	MVA- No Injuries	198	MVA	207
Alarm	152	Alarm	141	Alarm	147
Welfare Concerns	102	Domestic / Active	103	Welfare Concern	104
Shoplifting	86	Welfare Concerns	91	Shoplifting	78
Domestic / Active	71	Shoplifting	72	Call for Officer	67
Total Calls	1,758	Total Calls	1,858	Total Calls	1,774