

**Yearly Report - Activity
2014**

	JAN	FEB	MAR	APR	MAY	JUNE	JULY	AUG	SEP	OCT	NOV	DEC	TOTAL
Traffic Stops													3,524
Calls Answered	405	328	459	491	659	428	393	508	445	472	431	408	5427
911 Calls													1,781
Community Policing	12	12	14	4	67	7	6	32	40	78	36	1	309
Road Patrol	642	569	598	594	660	655	673	785	547	693	686	773	7875
Traffic Hours	239	174	181	187	383	190	201	211	281	162	262	200	2671
Criminal Inv.	283	220	407	271	341	240	279	334	293	258	304	289	3519
Court Hours	33	9	9	13	15	9	7	13	17	11	11	7	154
Report Writing	138	112	132	118	141	129	135	137	135	138	165	141	1621
Other Hours	314	361	244	318	203	143	187	201	276	131	145	131	2654
Miles	7,381	7,187	7,270	7,641	8,872	6,910	7,330	7,700	8,712	7,170	7,293	7,463	90,929
Accidents - Prop.	11	12	6	17	14	6	10	6	14	17	12	6	131
Injury	3	1	2	2	3	3	1	3	4	4	4	2	32
Fatality	0	0	0	0	0	1	0	0	0	0	0	0	1
Parking Tickets	19	62	15	36	19	5	0	40	15	5	7	14	237
Criminal Reports	48	39	55	39	81	37	35	46	34	31	48	59	552
Reports Cleared	35	21	42	26	59	26	20	35	23	18	31	34	370
Clearance Rate	73%	54%	76%	67%	73%	70%	57%	76%	68%	58%	65%	58%	67%

**Yearly Report - Activity
2014**

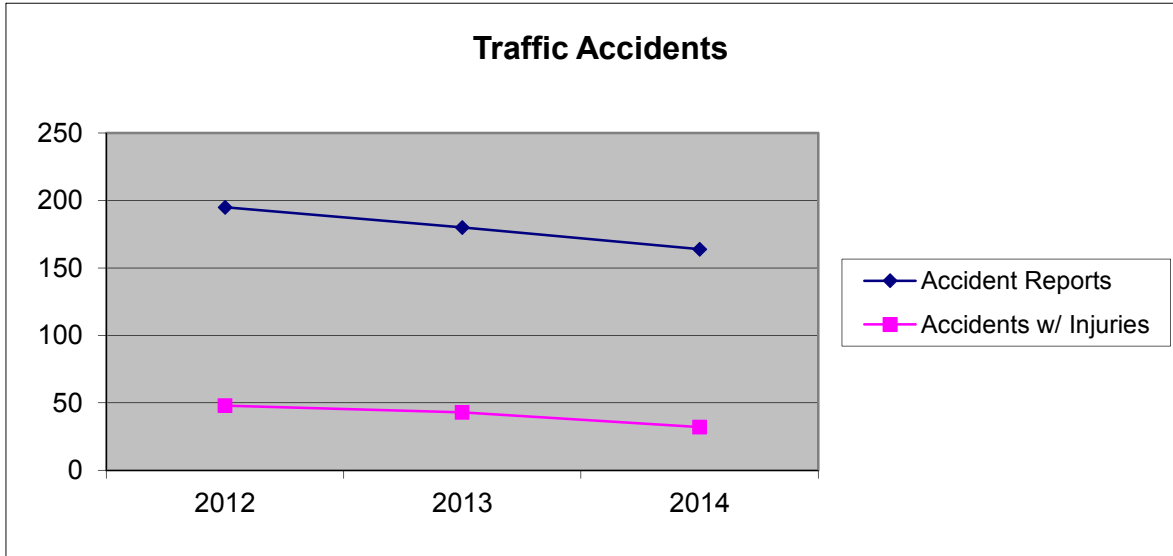
2014	JAN	FEB	MAR	APR	MAY	JUN	JUL	AUG	SEP	OCT	NOV	DEC	TOTAL
Criminal Reports	48	39	55	39	81	37	35	46	34	31	48	59	552
Reports Cleared	35	21	42	26	59	26	20	35	23	18	31	34	370
Clearance Rate	73%	54%	76%	67%	73%	70%	57%	76%	68%	58%	65%	58%	67%

2013	JAN	FEB	MAR	APR	MAY	JUN	JUL	AUG	SEP	OCT	NOV	DEC	TOTAL
Criminal Reports	78	52	43	60	41	55	50	55	47	48	66	47	642
Reports Cleared	59	39	32	45	28	29	30	28	25	25	25	29	394
Clearance Rate	75%	75%	74%	75%	68%	52%	60%	50%	53%	52%	37%	61%	61%

2012	JAN	FEB	MAR	APR	MAY	JUN	JUL	AUG	SEP	OCT	NOV	DEC	TOTAL
Criminal Reports	52	54	50	49	77	43	45	64	48	53	59	47	641
Reports Cleared	37	34	41	37	42	30	34	43	34	32	42	29	435
Clearance Rate	71%	63%	82%	76%	55%	70%	76%	67%	71%	60%	71%	62%	68%

Accidents 2014

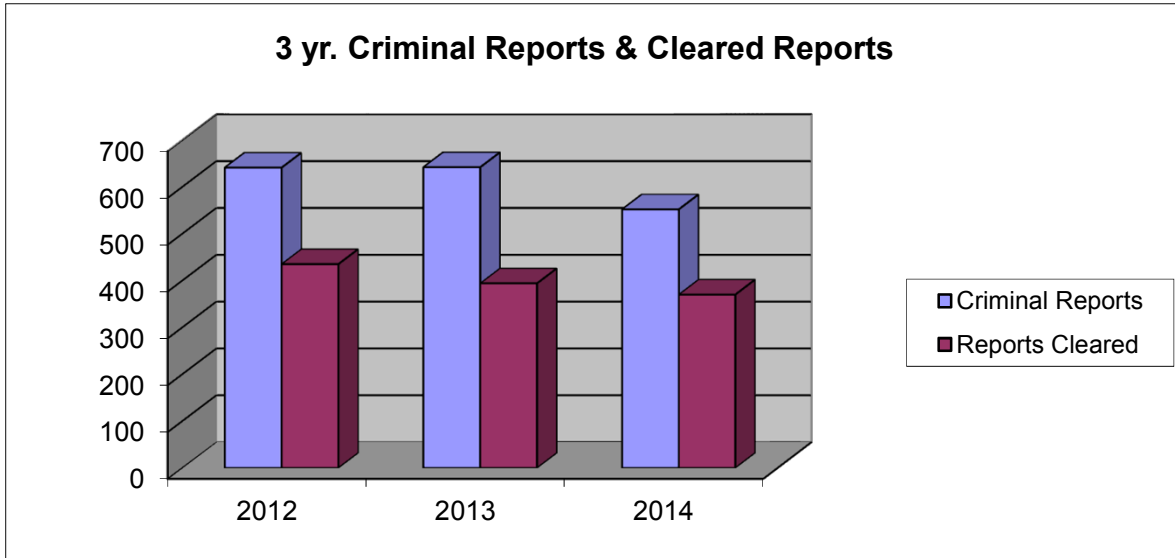
Year	# of Accident Reports	# of Injuries	%
2012	195	48	25%
2013	180	43	24%
2014	164	32	20%



Criminal Reports 2014

Year	Criminal Reports	Reports Cleared	%
2012	641	435	68%
2013	642	394	61%
2014	552	370	67%

Year	# of Occurrences
2012	913
2013	843
2014	703



2014 - Top 5 Crimes	
1.	Shoplifting - 84 (2 Felonies)
2.	Grand / Petit Larceny - 73 (9 Felonies)
3.	Destruction of Property - 66
4.	Drug Offenses - 55 (17 Felonies)
5.	Hit and Run - 45

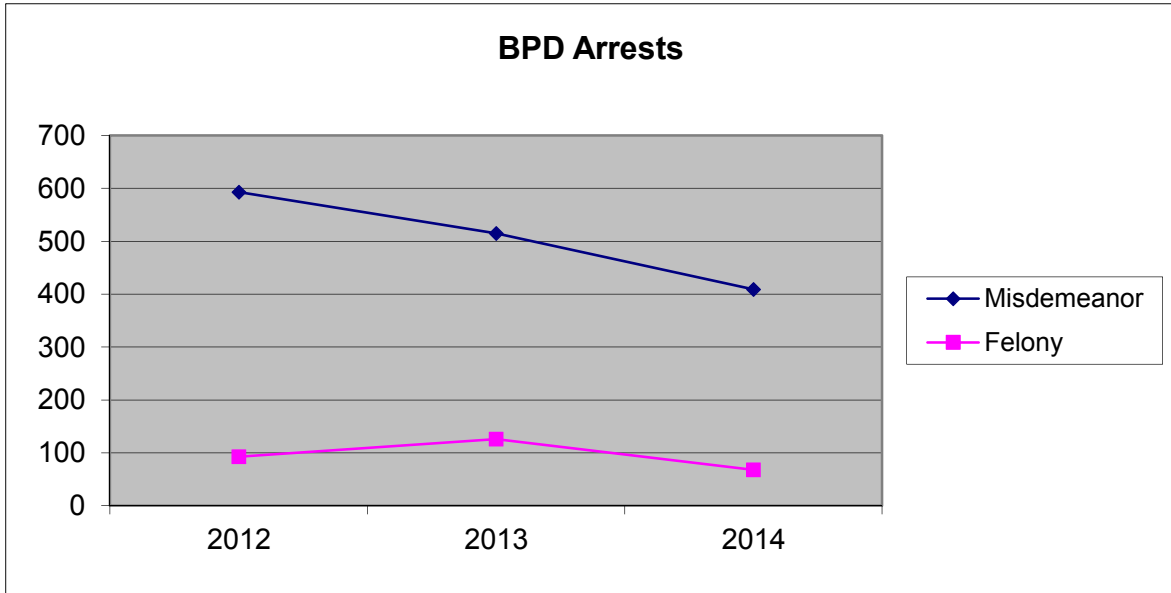
OFFENSE	JAN	FEB	MAR	APR	MAY	JUN	JUL	AUG	SEPT	OCT	NOV	DEC	TOTAL
PETIT LARCENY	2					1			5	3	1		12
POSSESSION OF ALCOHOL - MINOR									1				1
POSSESSION OF CONTROLL, SUB.	1		2			1				1	2		7
POSSESSION OF MARIJUANA	1	1	3	1	3	2		3		1	3		18
POSSESSION TOBACCO - MINOR			3		2								5
PUBLIC INTOXICATION	2				1			2	1	2	1		9
RESISTING ARREST									2				2
SHOPLIFTING	4	5	23	5	8	5	2	6	7	5	6	6	82
TAMPERING MOTOR VEHICLE				1					1				2
TAMPERING WITH PIPES						4							4
TRESPASSING			1		2		1		1	2	1	1	9
UNLAWFUL CONSUMPTION	16	2		2	13	1				7	5	5	51
VIOLATION OF PROT. ORDER							1						1
WORTHLESS CHECK			1										1
TOTAL MISDEMEANORS	48	19	67	19	58	34	12	25	30	33	35	29	409

FELONY ARRESTS

OFFENSE	JAN	FEB	MAR	APR	MAY	JUN	JUL	AUG	SEPT	OCT	NOV	DEC	TOTAL
BURGLARY		2											2
DELIVERY OF CONTR. SUBSTANCE	3				2				3				8
DUI 3RD OFFENSE			2								1		3
ESCAPE POLICE CUSTODY			1										1
FELON IN POSSESSION OF FIREARM											1		1
FORGERY	14											4	18
FRAUDULENT SCHEMES	1												1
FRAUDULENT USE OF ACCESS DEVICE								1					1
GRAND LARCENY	2			1								2	5
MALICIOUS WOUNDING			3										3
POSSESSION INTENT DELIVER			1						1				2
POSSESSION of SUDAFED									4				4
SHOPLIFTING 3RD	3							2					5
UTTERING	14												14
TOTAL FELONIES	37	2	7	1	2	0	0	3	8	0	2	6	68

Misdemeanor / Felony Arrests 2014

	2012	2013	2014
Misdemeanor	593	515	409
Felony	93	126	68



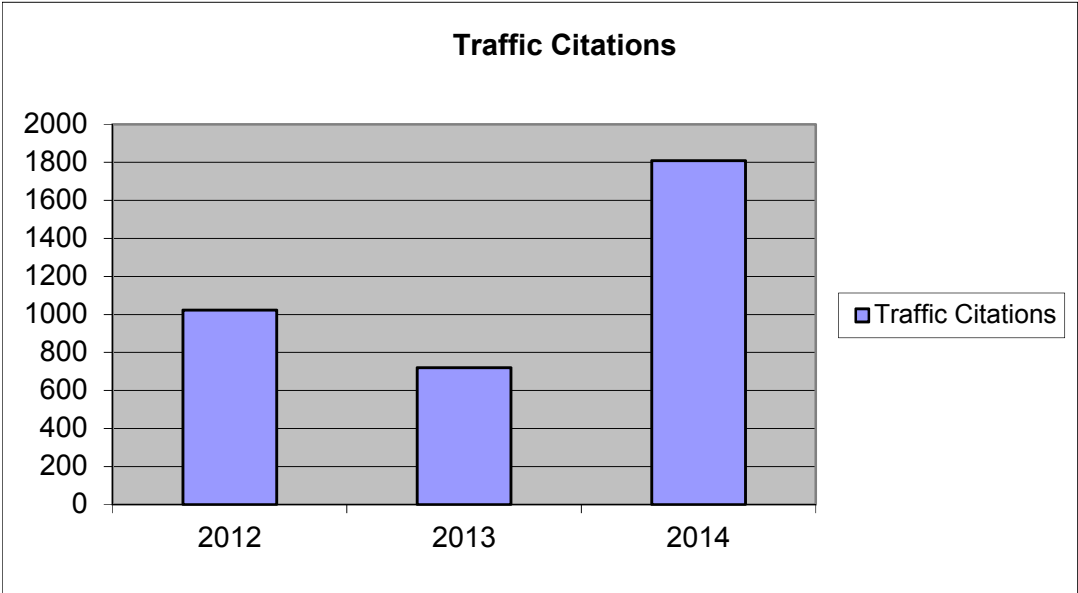
TRAFFIC CITATIONS

OFFENSE	JAN	FEB	MAR	APR	MAY	JUN	JUL	AUG	SEPT	OCT	NOV	DEC	TOTAL
CELL PHONE	17	38	10	9	42	19	13	4	5	5	15	10	187
DEFECTIVE EQUIPMENT					3								3
DRIVING REVOK/SUSP	5	3	2	2	19	4	7	5	3	2	5	3	60
DRIVING REVOK/SUSP.DUI	2	1	1		2						2		8
EXPIRED DRIVERS LICENSE	2				3			1		4			10
EXPIRED MVI STICKER	10	7	7	3	27	21	28	6	6	2	9		126
EXPIRED REGISTRATION	5	6	4	4	20	16	11	8	13	1	7	11	106
FAILURE TO CHANGE ADDRESS - OL					1								1
FAILURE TO MAINTAIN CONTROL				1	1		1					1	4
FAILURE TO OBEY TRAFFIC CONTROL				1				2				3	6
FAILURE TO STOP/ENTERING RD								1					1
FAILURE TO YIELD TO EMER VEH					1								1
FAILURE YIELD RIGHT OF WAY	2			1	1				1				5
FOLLOWING TOO CLOSE	1				1								2
FOUR IN FRONT SEAT					1								1
IMPEDING TRAFFIC										1			1
IMPROPER LANE CHANGE		3			1								4
IMPROPER PASSING								1					1
IMPROPER REGISTRATION	1	1	2	2	2	3	1						12
IMPROPER TURN											1		1
IMPROPER USE OF TRAFFIC LANE						1			1		1		3
JUNIOR OPERATORS VIOLATION					1								1
LEFT OF CENTER					1								1
NO CHILD RESTRAINT				1	5	2	1	2					11
NO INSURANCE	1		1	2				1					5
NO INSURANCE CARRIED	31	24	37	26	79	30	29	21	31	14	34	32	388
NO MOTORCYCLE OPERATORS					1		1						2
NO OPERATORS	2	1	4	2	3	4	8	2	1	2	3	2	34
NO OPERATORS CARRIED	1	1			2	2		2	1				9

OFFENSE	JAN	FEB	MAR	APR	MAY	JUN	JUL	AUG	SEPT	OCT	NOV	DEC	TOTAL
NO REGISTRATION	1							1		2			4
NO SEATBELT	7	5	7	16	143	56	52	17	9	3	75	16	406
PARKING / BLOCKING SIDEWALK												1	1
PASSING SCHOOL BUS			1			1							2
PERMITTING NO OPERATORS					1								1
RECKLESS DRIVING	2		1		3	1			1			1	9
RUNNING RED LIGHT		1	2	2	1			1	1	2	1		11
RUNNING STOP SIGN	6	3	1	1	7	9	7	8	3	3	4		52
SPEEDING	9	13	13	32	41	49	18	29	33	26	40	19	322
WRONG WAY ON ONE WAY STREET			1	1	2		1		1			1	7
TOTAL TRAFFIC CITATIONS	105	107	94	106	415	218	178	112	110	67	197	100	1809

Traffic Citations 2014

	2012	2013	2014
Traffic Citations	1023	720	1809



Top 5 Comparisons

2012	
Traffic	
No Insurance / no proof	295
Speeding	155
Expired MVI	129
Expired Registration	86
Driving Revoked/Suspended	79

Misdemeanor	
Shoplifting	172
Unlawful consumption	50
DUI 1st	36
Possession Marijuana	33
Trespassing	28

Felony	
Forgery	12
Uttering	12
Conspiracy	11
Delivery of Controlled Sub	9

2013	
Traffic	
No Insurance / no proof	287
Speeding	127
Expired MVI	68
Expired Registration	55
No Seatbelt	41

Misdemeanor	
Shoplifting	147
Unlawful consumption	48
DUI 1st	47
Public Intox. / Trespassing	24
Dom. Battery / Petit Larceny	23

Felony	
Fraudulent Use of Credit Card	30
Obtaining Drugs by Fraud	24
Delivery of Controlled Sub	14
Forgery / Uttering	8

2014	
Traffic	
No Seatbelt	406
No Insurance Carried	388
Speeding	322
Cell Phone	187
Expired MVI Sticker	126

Misdemeanor	
Shoplifting	82
Unlawful consumption	51
DUI	41
Destruction of Property	30
Possession Marijuana	18

Felony	
Forgery	18
Uttering	14
Delivery of Controlled Sub	8
Shoplifting 3rd / Grand Larceny	5

Top 911 Calls	
2012	
MVA- No Injuries	203
Alarm	155
Shoplifting	146
Welfare Concerns	128
Domestic / Active	87
Total Calls	2079
2013	
MVA- No Injuries	187
Alarm	128
Welfare Concerns	122
Shoplifting	103
Domestic / Active	74
Total Calls	1,882
2014	
MVA- No Injuries	164
Alarm	148
Welfare Concerns	111
Call for Officer	71
Noise Complaint	55
Total Calls	1,781