

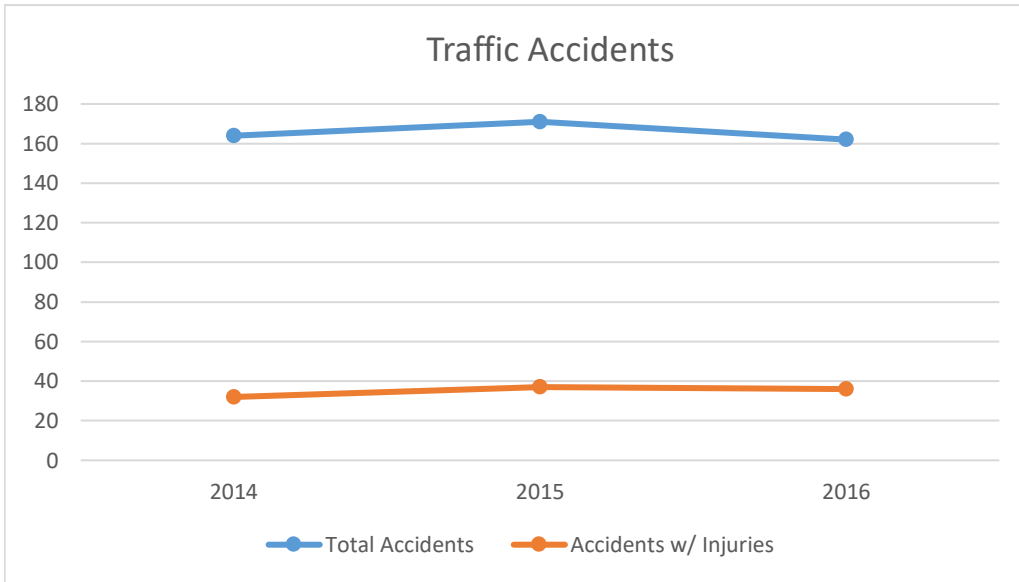
	JAN	FEB	MAR	APR	MAY	JUNE	JULY	AUG	SEP	OCT	NOV	DEC	TOTAL
Traffic Stops													3,820
Calls Answered	415	442	541	549	573	508	558	530	520	506	403	355	5900
911 Calls													1,858
Community Policing	2	14	25	33	45	8	56	167	188	239	156	226	1159
Road Patrol	780	701	827	770	693	716	716	745	640	698	757	810	8853
Traffic Hours	240	157	232	252	258	175	196	226	274	191	232	119	2552
Criminal Inv.	319	281	291	413	420	309	275	295	203	329	240	272	3647
Court Hours	24	17	23	22	37	17	19	16	14	18	25	10	242
Report Writing	142	152	183	182	188	139	126	155	151	182	135	144	1879
Other Hours	132	156	225	267	291	126	305	323	309	146	217	221	2718
Miles	6,752	6,848	7,893	7,889	7,958	7,851	7,837	7,901	8,305	7,618	7,554	8,033	92,439
Accidents - Prop.	10	5	13	6	8	23	9	7	13	10	16	6	126
Injury	4	2	2	4	4	6	3	1	6	2	0	2	36
Fatality	0	0	0	0	0	0	0	0	0	0	0	0	0
Parking Tickets	6	3	17	10	4	1	4	14	84	63	5	11	222
Criminal Reports	65	73	53	61	59	54	30	67	67	96	54	53	732
Reports Cleared	54	39	24	39	42	38	40	41	42	59	37	17	472
Clearance Rate	83%	53%	45%	64%	71%	70%	75%	61%	63%	61%	69%	31%	64%

2016	JAN	FEB	MAR	APR	MAY	JUN	JUL	AUG	SEP	OCT	NOV	DEC	TOTAL
Criminal Reports	65	73	53	61	59	54	30	67	67	96	54	53	732
Reports Cleared	54	39	24	39	42	38	40	41	42	59	37	17	472
Clearance Rate	83%	53%	45%	64%	71%	70%	75%	61%	63%	61%	69%	31%	64%

2015	JAN	FEB	MAR	APR	MAY	JUN	JUL	AUG	SEP	OCT	NOV	DEC	TOTAL
Criminal Reports	56	26	45	58	81	58	53	57	58	71	44	52	659
Reports Cleared	44	19	33	46	67	47	33	40	41	58	21	31	480
Clearance Rate	78%	73%	73%	79%	82%	81%	62%	70%	70%	81%	47%	59%	72%

2014	JAN	FEB	MAR	APR	MAY	JUN	JUL	AUG	SEP	OCT	NOV	DEC	TOTAL
Criminal Reports	48	39	55	39	81	37	35	46	34	31	48	59	552
Reports Cleared	35	21	42	26	59	26	20	35	23	18	31	34	370
Clearance Rate	73%	54%	76%	67%	73%	70%	57%	76%	68%	58%	65%	58%	67%

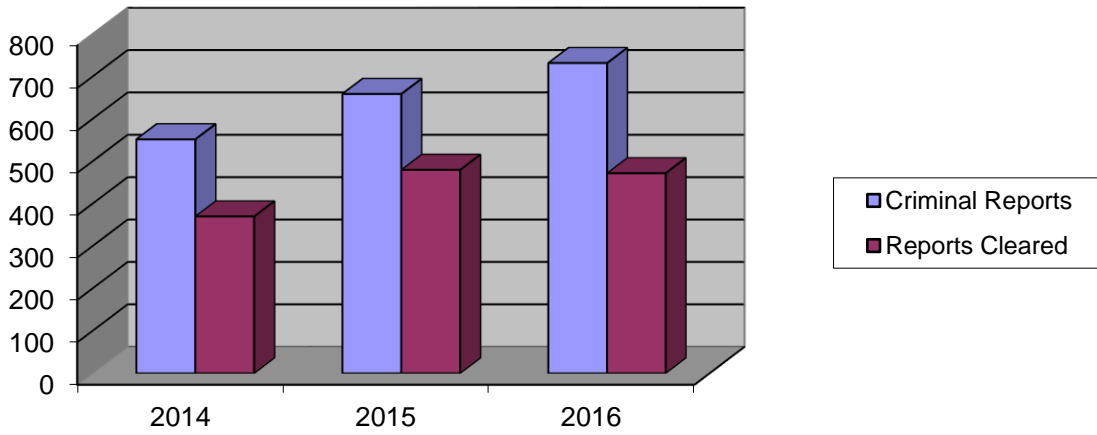
Year	# of Accident Reports	# of Injuries	%
2014	164	32	20%
2015	171	37	22%
2016	162	36	22%



	Criminal Reports	Reports Cleared	%
2014	552	370	67%
2015	659	480	72%
2016	732	472	64%

	# of Occurrences
2014	703
2015	822
2016	970

3 yr. Criminal Reports & Cleared Reports



2016 - Top 5 Crimes

1. Shoplifting - 99 (14 felonies)
2. Larceny - 92 (10 felonies)
3. Destruction of Property - 72 (1 felony)
4. Drug offenses - 61 (27 felonies)
5. Hit and Run - 48

MISDEMEANOR ARRESTS

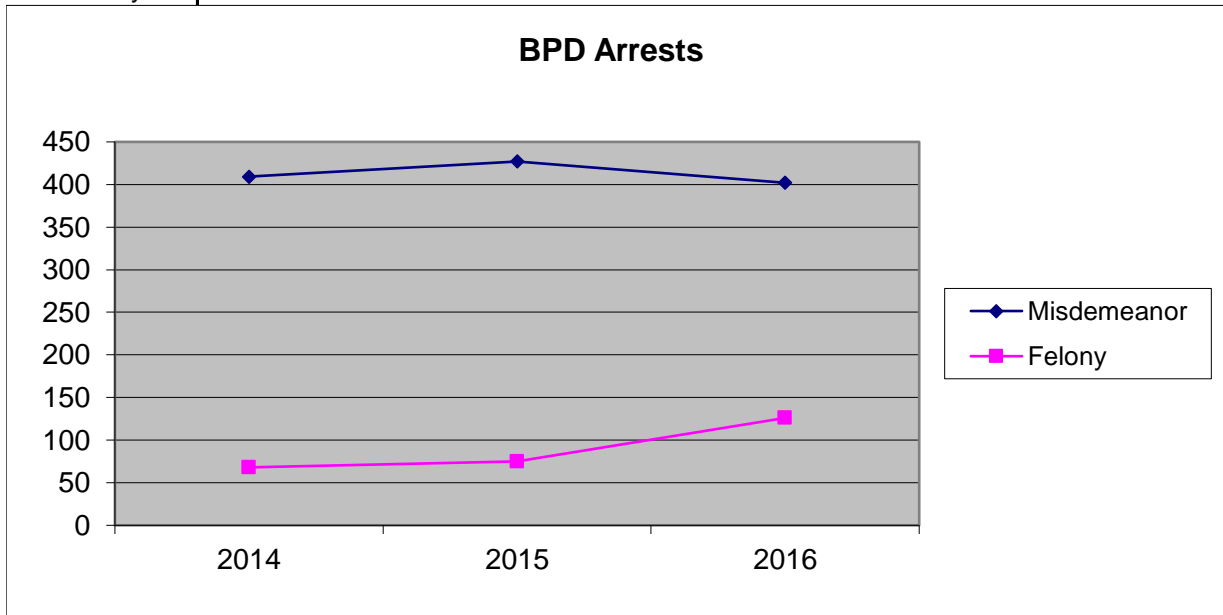
	JAN	FEB	MAR	APR	MAY	JUN	JUL	AUG	SEPT	OCT	NOV	DEC	TOTAL
ANIMAL CARE ORDINANCE			2	3		3	1			3	2		14
ASSAULT				1	1	1		1	1				5
ATV IN CITY LIMITS						1							1
BATTERY	1	2		1	3		2	1			3		13
BATTERY ON POLICE OFFICER					1						1		2
B&E of AUTO										7			7
BRANDISHING					1	1			2				4
BREACH OF PEACE					1								1
CAPIAS ARREST	1	1										1	3
COMPUTER HARASSMENT					1								1
CONTRIBUTING TO MINOR									3				3
CONSPIRACY	3				3								6
COUNTERFEITING W/ INTENT TO UTTER										1			1
DESTRUCTION OF PROPERTY	1	1			3	1	1	1	1	4			13
DISORDERLY CONDUCT					1			5	1	1			8
DOMESTIC ASSAULT					1			1					2
DOMESTIC BATTERY		3	2		1	2	2	3	2	3	2	1	21
DRINKING ALCOHOL IN PUBLIC										1			1
DRIVING REVOKED DUI	1	2	3	1	1		1	3	1	1	2	2	18
DUI	4	3	1	5	5	3	1	4	3	3	2	4	38
FAILURE TO APPEAR		1											1
FELON POSSESSION OF FIREARM										1			1
FILING FALSE REPORT				1									1
FLEEING	1					2				2			5
FRAUDULENT SCHEME					3								3
FURNISHING ALCOHOL TO MINOR						1							1
HARASSING PHONE CALLS										1			1
INDECENT EXPOSURE								1	1				2
INTERFERENCE W/ EMERGENCY COMM.							1			1			2
JOYRIDING					1	1					1		3
LEAVING THE SCENE OF AN ACCIDENT	1	1						1		3			6
NOISE ORDINANCE									1				1
OBSTRUCTING POLICE OFFICER	2	1			1			1	1	1	1	1	9
OBTAINING FALSE PRETENSE	1								3				4
OPEN CONTAINER									1				1
PETIT LARCENY		1	1	5					2	6		1	16
POSSESSION OF ALCOHOL - MINOR						1			1	1	1	3	7
POSSESSION OF CONTROLL, SUB.	1		1	1	4		1	2	2	4			16
POSSESSION OF MARIJUANA	1	1	1	1				2	2		1		9
POSSESSION OF STOLEN PROPERTY				1						1			2
POSSESSION TOBACCO - MINOR					1				1				2
POSSESSION WILDLIFE OUT OF SEASON										1			1
PROBATION VIOLATION									1				1
PUBLIC INTOXICATION	1		2	2	2			4	3	2	1	1	18
RECEIVING/TRANSFER STOLEN PROP					1	1				6			8
REFUSAL TO BE FINGERPRINTED										1			1
RESISTING ARREST	1				1								2
SHOPLIFTING	7	4	2	14	12	8	5	11	2	6	5	1	77
SMOKING IN PROHIBITED AREA									6	1			7
TAMPERING WITH MOTOR VEHICLE						1							1
TRESPASSING	1	2						1	2		2	2	10
UNAUTH PERSON IN POSS. OF FIREARM				1									1
UNLAWFUL CONSUMPTION	1	1	1	1	3							2	9
VIOLATION OF BOND								1					1
VIOLATION OF PROT. ORDER							1			1			2
WARRANT FROM OTHER JURISDICTION	1	1								6			8
TOTAL MISDEMEANORS	30	25	16	38	52	27	16	43	43	69	24	19	402

FELONY ARRESTS

JAN FEB MAR APR MAY JUN JUL AUG SEPT OCT NOV DEC TOTAL

AIDING AND ABETTING MALICIOUS WOUNDING	6												6
ATTEMPTED MALICIOUS WOUNDING						1							1
BREAKING AND ENTERING				1				1					2
BURGLARY									3				3
CONSPIRACY		3			2							1	6
COUNTERFEITING							1						1
DELIVERY OF CONTR. SUBSTANCE			2	5		1					1		9
DELIVERY OF CONTR. SUBSTANCE W/IN 1000 FT. OF SCHOOL					7			4	1				12
DRIVING REVOKED DUI 3RD	1		1			1		2		3	1		9
DOMESTIC 3RD OFFENSE	1		1		3			2			1		8
DUI 3RD OFFENSE		1	1						1				3
EMBEZZLEMENT						1							1
FORGERY		3			10					3			16
FRAUDULENT SCHEMES							1						1
FRAUDULENT USE OF ACCESS DEVICE			2										2
FUGITIVE FROM JUSTICE						1			2				3
GRAND LARCENY											1		1
IDENTITY THEFT										2			2
MAKING TERROIST THREAT					1								1
MALICIOUS WOUNDING	1							1					2
PAROLE VIOLATION					1								1
POSSESSION INTENT DELIVER	2			1			1						4
RECEIVING/TRANSFERRING STOLEN VEHICLE		1											1
ROBBERY							1						1
SEXUAL ASSAULT					1			2					3
SHOPLIFTING 3RD	1					2		2		1	3		9
STRANGULATION									2				2
UTTERING		2			10					3			15
WORTHLESS CHECK							1						1
TOTAL FELONIES	12	10	7	7	35	7	2	3	14	9	14	6	126

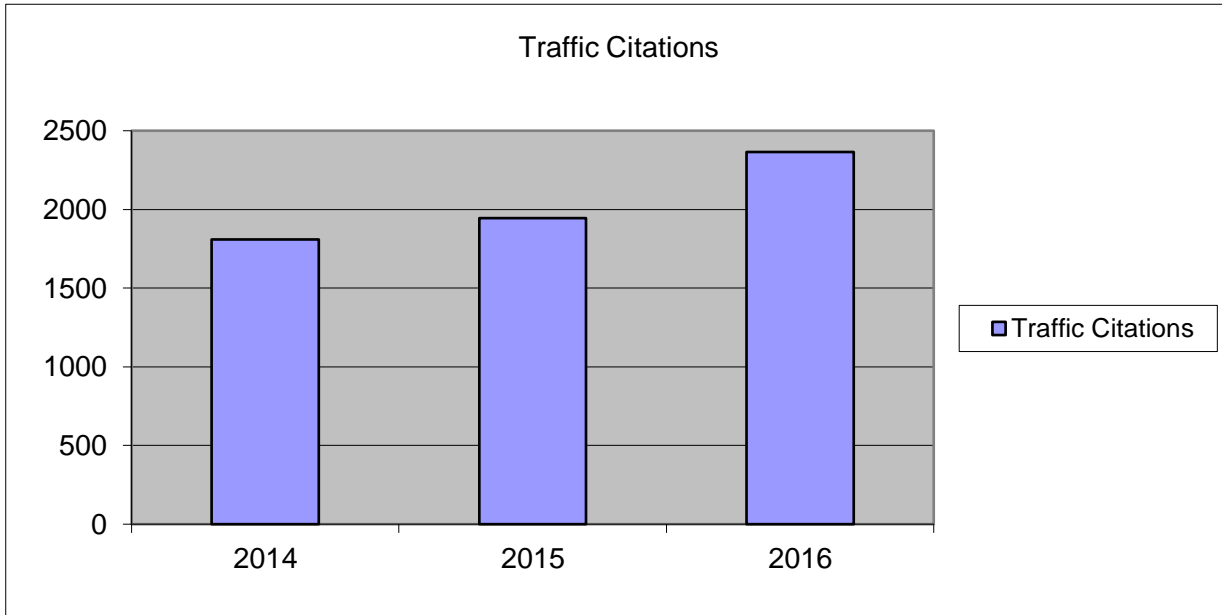
	2014	2015	2016
Misdemeanor	409	427	402
Felony	68	75	126



TRAFFIC CITATIONS

	JAN	FEB	MAR	APR	MAY	JUN	JUL	AUG	SEPT	OCT	NOV	DEC	TOTAL
CELL PHONE	22	22	33	28	17	14	36	47	21	28	36	23	327
DEFECTIVE EQUIPMENT					1			1					2
DRIVING REVOK/SUSP	9	8	11	8	15	8	12	20	9	6	12	7	125
DRIVING W/O DUI INTERLOCK											1		1
EXPIRED DRIVERS LICENSE		1			1		1			4			7
EXPIRED MVI STICKER	8	1	6	4	9	7	6	6	14	4	13	5	83
EXPIRED REGISTRATION	6	3	2	3	1	6	3	3	2	2	2	1	34
FAILURE TO MAINTAIN CONTROL			1		1	2	1		1	1		1	8
FAILURE TO OBEY TRAFFIC CONTROL								1					1
FAILURE TO SIGN REGISTRATION				1									1
FAILURE TO STOP RR CROSSING					1								1
FAILURE TO WEAR HELMET										1			1
FAILURE YIELD RIGHT OF WAY				1		1		1	1				4
FOLLOWING TOO CLOSE		1											1
ILLEGAL U-TURN						1							1
IMPROPER BACKING	1												1
IMPROPER LANE CHANGE								1					1
IMPROPER PASSING									1				1
IMPROPER REGISTRATION	2				6	1			2	2			13
IMPROPER USE OF TRAFFIC LANE				1				1	1				3
JUNIOR OPERATORS VIOLATION				1						1			2
LEFT OF CENTER						3							3
NO CHILD RESTRAINT	1				2		1		3			3	10
NO INSURANCE			1			1	3	1			1		7
NO INSURANCE CARRIED	37	19	32	37	52	21	21	39	49	17	33	21	378
NO OPERATORS	3	1	2	2	1		2	4	6	3	1	1	26
NO OPERATORS CARRIED			1	2	3	1		2	2		1	2	14
NO REGISTRATION				1						1			2
NO SEATBELT	29	25	88	45	162	49	123	198	71	34	135	40	999
	JAN	FEB	MAR	APR	MAY	JUN	JUL	AUG	SEPT	OCT	NOV	DEC	TOTAL
PASSING SCHOOL BUS		1		3									4
RECKLESS DRIVING								2	1	1			4
RUNNING RED LIGHT	3			1				1	1	1	1		8
RUNNING STOP SIGN	2	5	1	4	3	3	4	5	3	3	2	2	37
SPEEDING	12	7	30	27	34	7	8	23	25	35	19	23	250
WRONG WAY ON ONE WAY STREET		1		1	1							1	4
TOTAL TRAFFIC CITATIONS	135	95	208	170	310	125	221	356	213	144	257	130	2364

	2014	2015	2016
Traffic Citations	1809	1946	2364



2014**Traffic**

No Seatbelt	406
No Insurance Carried	388
Speeding	322
Cell Phone	187
Expired MVI Sticker	126

Misdemeanor

Shoplifting	82
Unlawful consumption	51
DUI	41
Destruction of Property	30
Possession Marijuana	18

Felony

Forgery	18
Uttering	14
Delivery of Controlled Sub	8
Shoplifting 3rd / Grand Larceny	5

2015**Traffic**

No Seatbelt	541
No Insurance Carried	408
Speeding	241
Cell Phone	222
Expired MVI Sticker	154

Misdemeanor

Shoplifting	100
DUI	64
Destruction of Property	34
Petit Larceny	27
Battery / Poss. Of Marijuana	17

Felony

Shoplifting 3rd	12
Burglary	7
Delivery of Controlled Sub	7
Fraudulent Use of Credit Card	7
Forgery	6
Fraudulent Use of Access Dev.	6

2016**Traffic**

No Seatbelt	999
No Insurance Carried	378
Cell Phone	327
Speeding	250
Driving Suspended	125

Misdemeanor

Shoplifting	77
DUI	38
Domestic Battery	21
Public Intoxication	18
Driving Revoked DUI	18

Felony

Forgery	16
Uttering	15
Del of Cont Sub 1000 ft of school	12
Del. Of Cont. Substance	9
Driving Revoked DUI 3rd	9
Shoplifting 3rd offense	9

Top 911 Calls**2014**

MVA- No Injuries	164
Alarm	148
Welfare Concerns	111
Call for Officer	71
Noise Complaint	55
Total Calls	1,781

2015

MVA- No Injuries	171
Alarm	152
Welfare Concerns	102
Shoplifting	86
Domestic / Active	71
Total Calls	1,758

2016

MVA- No Injuries	198
Alarm	141
Domestic / Active	103
Welfare Concerns	91
Shoplifting	72
Total Calls	1,858